

Staphylococcus aureus (including MRSA) decolonisation therapy

1. What is *Staphylococcus aureus* decolonisation therapy?





- It is a treatment to reduce or control *Staphylococcus aureus* (SA) bacteria, including Meticillin Resistant SA (MRSA) living on the skin and nose, in readiness for your procedure. The therapy aims to reduce the risk of infections following an invasive procedure, such as an operation.
- SA decolonisation therapy consists of 0.3% Octenidine (Octenisan[®]) wash solution to be used only on the skin and Naseptin[®] (chlorhexidine dihydrochloride 0.1% and neomycin sulphate 0.5%) nasal cream to be used only in the nose. Both therapies are to be used at the same time.

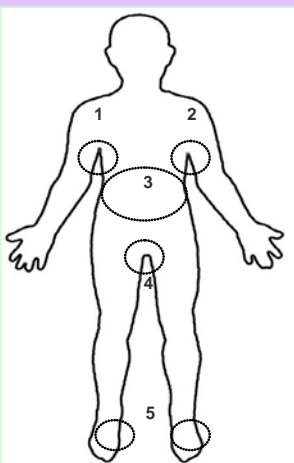
2. Before using the ointment/wash solution, ask yourself the following questions:

- Do you have peanut (nut) or soya allergy?
- Are you allergic to Naseptin[®] (chlorhexidine + neomycin), or any of its excipient, arachis (peanut) oil, cetostearyl alcohol and ethylene oxide.
- Are you allergic to Octenisan[®] (octenidine) or any of its excipient, glyceryl cocoate, cocamidopropylamine oxide, PEG-7, glycerin, hydroxyethylcellulose, allantoin or lactic acid?
- Are you pregnant or think you may be?
- Are you breastfeeding?
- Do you have an open wound?

If you answer YES to any of the questions above DO NOT use these topical (on the skin) medicines until you have talked to your doctor. You may need to be given an alternative medication or the dose may need to be changed.

3. Plan of treatment

Agent	Trade name	Instructions for use	
Chlorhexidine 0.1% and neomycin 0.5% nasal cream	Naseptin® nasal cream	Apply to the inner surface of both nostrils 4 times daily for 5 days	
		How to apply?	
		a) Wash your hands thoroughly using soap and water. Unscrew the cap and squeeze a small amount of cream, about the size of a match head, onto your little finger.	
		b) Apply cream to the inside of one nostril.	
		c) Repeat for the other nostril.	
		d) Close your nostrils by pressing the sides of the nose together for a moment and massage gently upwards. This will spread the cream inside each nostril	
		e) Wash your hands and replace the cap on the tube.	
		<u>Keep out of the eyes and ears.</u>	
<u>If you need to apply the nasal cream to another person use a cotton bud instead of the finger.</u>			

Body wash	
<ol style="list-style-type: none"> 1. Use as a soap substitute in the shower <u>once daily</u> for 5 days, so that day 5 is the morning of your procedure. Your nurse / doctor may advise you to continue Octenisan® wash lotion for the duration of your inpatient stay if further therapy is required. 2. Apply neat (undiluted) to wet skin directly or to a dampened wash-cloth/disposable wipes (single patient use only) and rub onto all areas of the body (particularly areas 1, 2, 3, 4 and 5), leaving for <u>one</u> minute before rinsing. 3. Use a clean and dry personal towel each time i.e. towels should be for individual person use and changed daily. 4. <u>For external use only. Keep out of the eyes and ears.</u> 	
Shampooing	
<ol style="list-style-type: none"> 1. Use as a shampoo on alternate days for the treatment course. 2. Apply to hair and scalp and leave for <u>one</u> minute before rinsing. 	

General note:

- Start treatment as directed by your nurse/doctor, use them at regular intervals and complete the course.
- If your procedure is postponed, seek further advice from your doctor, nurse or pharmacist.
- After washing, use clean sheets and clothing. Launder items separately from those of other family members, using as high a temperature as the fabric allows.
- For the duration of skin treatment; sheets and towels should be changed daily if at all possible. Minimum requirements are to change towels and bedding on days 1 and 4 of the protocol. (Day 5 = the day of your procedure.)
- At the end of your treatment, dispose of all topical medical items as directed.

4. Storage information:

Store at room temperature (below 25°C).

5. What unwanted side effects might your topical medicines have?

Please refer to the product information leaflet that comes with your topical medications.

6. Where can I get more information about decolonisation therapy?

Contact the Infection Control team on 0118 322 7114 email:
infection.control@royalberkshire.nhs.uk

This document can be made available in other languages and formats upon request.

Antibiotic Management Team, August 2008

Reviewed Infection Prevention & Control: August 2018

Review due: August 2020