

## *Staphylococcus aureus* (including MRSA) decolonisation therapy (alternative to Octenisan<sup>®</sup>)

### 1. What is *Staphylococcus aureus* decolonisation therapy?





- It is a treatment to reduce or control *Staphylococcus aureus* (SA) bacteria, including Meticillin Resistant SA (MRSA) living on the skin and nose, in readiness for your procedure. The therapy aims to reduce the risk of infections following an invasive procedure, such as an operation.
- SA decolonisation therapy consists of Hibiscrub<sup>®</sup> (chlorhexidine 4%) wash solution to be used only on the skin and Bactroban<sup>®</sup> (mupirocin 2%) nasal ointment to be used only in the nose. Both therapies are to be used at the same time.

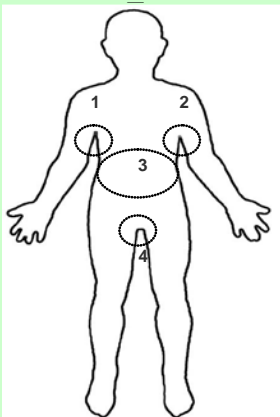
### 2. Before using the ointment/wash solution, ask yourself the following questions:

- Are you allergic to Bactroban<sup>®</sup> (mupirocin) or Hibiscrub<sup>®</sup> (chlorhexidine) or any of the following excipients: white soft paraffin or Softisan 649 (a glycerin ester), D-glucono-delta-lactone, isopropyl alcohol, lauryl dimethyl amine oxide, perfume (Herbacol 015393 TB), polyoxyethylene-polyoxypropylene block copolymer, Ponceau 4R (E124), sodium hydroxide, glycerol, or macrogol-7 glycerol cocoate?
- Are you pregnant or think you may be?
- Are you breastfeeding?
- Do you have an open wound?
- Do you have psoriasis or eczema?

If you answer YES to any of the questions above DO NOT use these topical (on the skin) medicines until you have talked to your doctor. You may need to be given an alternative medication or the dose may need to be changed.

### 3. Plan of treatment

Agent	Trade name	Instructions for use	
Mupirocin 2% nasal ointment	Bactroban®	<b>Apply to the inner surface of both nostrils 3 times daily for 5 days</b>	
		<b>How to apply?</b>	
		a) Wash your hands thoroughly using soap and water. Unscrew the cap and squeeze a small amount of ointment, about the size of a match head, onto your little finger.	
		b) Apply ointment to the inside of one nostril.	
		c) Repeat for the other nostril.	
		d) Close your nostrils by pressing the sides of the nose together for a moment and massage gently upwards until you can taste mupirocin at the back of your throat. This will spread the ointment inside each nostril	
		e) Wash your hands and replace the cap on the tube.	
		<u>Keep out of the eyes and ears.</u>	
<u>If you need to apply the nasal ointment to another person use a cotton bud instead of the finger.</u>			

Agent	Trade name	Instructions for use	
Chlorhexidine 4% wash solution	Hibiscrub®	<ul style="list-style-type: none"> <li>– <b>Use ONCE DAILY as a soap substitute in the shower for 5 days.</b></li> <li>– Apply neat (undiluted) to wet skin directly or to a dampened wash-cloth/disposable wipes (single patient use only) and rub onto all areas of the body (particularly areas 1, 2, 3 and 4), leave for ONE minute and rinse off.</li> <li>– Use a clean and dry personal towel each time i.e. towels should be for individual person use and changed daily.</li> <li>– <u>Keep out of the eyes</u> (if chlorhexidine solution come into contact with the eyes, wash out promptly and thoroughly with water) <u>and ears.</u></li> </ul>	
		<ul style="list-style-type: none"> <li>– <b>Use as a shampoo on alternate days for the 5 days of treatment.</b></li> <li>– Apply to hair and scalp and leave for ONE minute before rinsing.</li> </ul>	

### General note:

- Start treatment as directed by your nurse/doctor, use them at regular intervals and complete the course.
- If your procedure is postponed, seek further advice from your doctor, nurse or pharmacist.
- After washing, use clean sheets and clothing. Launder items separately from those of other family members, using as high a temperature as the fabric allows.
- For the duration of skin treatment; sheets and towels should be changed daily if at all possible. Minimum requirements are to change towels and bedding on days 1 and 4 of the protocol. (Day 5 = the day of your procedure)
- At the end of your treatment, dispose of all topical medical items as directed.

### 4. Storage information:

- Store at room temperature (below 25 °C).

### 5. What unwanted side effects might your topical medicines have?

- Please refer to the product information leaflet that comes with your topical medications.

### 6. Where can I get more information about decolonisation therapy?

- Contact the Infection Control team on 0118 322 7114 email: [infection.control@royalberkshire.nhs.uk](mailto:infection.control@royalberkshire.nhs.uk)