




Breastfeeding after scans



Royal Berkshire
NHS Foundation Trust

If you have a suspected pulmonary embolism, you may be sent for imaging. Depending on the type of scan, you may need to temporarily stop breastfeeding afterwards. Our staff can support you to express during this time

CTPA		Continue as normal
V/Q scan		Stop, “pump and dump” for 12 hours after
MRI Scan		Continue, seek advice from clinician if concerned

CTPA and **MRI** scans take place in Radiology (main X-ray) and may involve an injection of “contrast” liquid.

V/Q or Q scans are done in Medical Physics and involve breathing in a gas, and an injection. You can express milk before the scan for use that day.