

Contact numbers

If you have any questions or concerns please feel free to ask one of the Paediatric Audiology staff who will try and help.

Telephone: 0118 322 7238

Fax: 0118 322 7075

Email: audiology.royalberkshire@nhs.net

Web: www.royalberkshire.nhs.uk/audiology

If you are unable to attend your appointment please let us know as soon as possible so that it can be given to someone else.

Car parking

During peak periods, there is often difficulty finding a parking space. Please take this into consideration when deciding how and when to travel to the hospital and consider being 'dropped off' or using public transport.

If you would like this leaflet in other languages or formats (e.g. large print, Braille or audio), please contact the Audiology Department.

Royal Berkshire NHS Foundation Trust
London Road
Reading RG1 5AN
Telephone 0118 322 5111 (switchboard)
www.royalberkshire.nhs.uk

Department of Audiology, June 2016
Review due June 2018




**Audiology
paediatric
services**



Your child's Audiology visit






This leaflet is a brief guide for parents whose children are coming to the Audiology Department for the first time following referral from the school nursing team.

Why has my child been referred to Audiology?



-  The school hearing screen provides information on your child's ability to detect sounds presented at a particular level. If they do not pass this screening assessment, it means that further, more complete testing is needed.

What to expect

-  It usually takes 30 to 45 minutes to complete the appointment.
-  We will ask questions related to your child's hearing and health.

-  We look in your child's ears with an otoscope (torch).
-  We assess your child's hearing by playing a variety of games depending upon their age and developmental level.
-  We will also carry out a quick test to see whether there is any fluid behind your child's eardrums. This involves resting a small, soft tip in the entrance to the ear canal to see how well the eardrum is moving.
-  The tests will not be painful for your child and you can stay with them throughout the appointment.
-  We will discuss the results with you at the end of the appointment and answer any questions you may have; at this stage we will also let you know if any further management is necessary.

Frequently asked questions

-  **What if my child is unwell?**
It is advisable not to bring your child to the appointment if they have had vomiting and diarrhoea in the last 24 hours; or any other infectious disease (e.g. chicken pox).
-  **What happens if my child has wax in their ears?**
Ear wax is produced inside the ears to keep them clean and free of germs. A build-up of wax is a common problem that can be treated with eardrops from a pharmacy. Once we have looked in your child's ears we can advise accordingly.